



MAGNILUMEN PLUSTM

LED MAGNETIC RETROFIT KIT



**A FLUORESCENT RETROFIT
SOLUTION BY**





THE NEXT GENERATION IN LED MAGNETIC RETROFITTING



Our Magnilumen Magnetic Retrofit Kit has been at the forefront of Magnetic LED Retrofit Kits for years. We now introduce Magnilumen Plus.


What's the PLUS⁺?

Magnilumen Plus delivers up to an additional 25% in energy savings from the standard Magnilumen kit via a significant increase in fixture efficacy.

Magnilumen Plus is available to retrofit fluorescent fixtures with standard 0-10 volt dimming. Kits are easy to install and fit into almost any existing linear fluorescent fixture with onboard magnets. This makes it a perfect upgrade option where energy savings and lighting efficiency is key like hospitals, schools, office buildings, car dealerships, correctional facilities, showrooms, retail stores and any structure looking for a brighter and crisper lighting scene.



BEFORE



AFTER

You must see it to believe it (install it in under 10 minutes)

It also delivers these amazing benefits:

- **Increased Lumen Output:** 20% increase in output per LED board versus first generation of Magnilumen.
- **Enhanced Product Flexibility:** Wattage selectable and color selectable options allow the end user to adjust lumen output and color temperature to their specific needs. Color Selectable (CSK) in retail pack only.
- **Ease to Use:** New pre-installed onboard magnets and slide out foot for screw mounting, making installation a breeze.
- **Energy Savings:** DLC (150 lm/W) with diffuser installed made possible via a higher product efficacy. Also 180 lm/W without diffuser for maximized savings.
- **Warranty:** 5 years

DIMENSIONS

2 Foot Board

.72" (W) 21.06" (L)



.75" (H)

3 Foot Board

.72" (W) 30.91" (L)



.75" (H)

4 Foot Board

.72" (W) 42.91" (L)




.75" (H)

16", 5' and 6' available as special order only.

PRODUCT FEATURES


- **Wattages:** Wattage selectable drivers
- **Color Temperatures:** 30K, 35K, 40K, 50K, 65K
Specialty Colors: Green, Blue, Yellow, Orange, Red
Color Selectable (CSK): Retail pack only
- **Lumens:** 150 lm/W with frost diffuser, 180 lm/W no diffuser
- **Beam Angle:** 133 degrees
- **Voltage Input:** 100-277VAC, 100-347VAC (special order)
- **CRI:** 80+ (standard); 90+ (special order)
- **Dimming:** 0-10VDC
- **Warranty:** 5 years



On-board magnets with slide out foot for mounting.

KIT OPTIONS

- **Job Packs:** Magnetic LED boards, selectable magnetic driver, 24" 2-way harness, and screws (30K, 35K, 40K, 50K)
- **Retail Packs:** Magnetic LED boards, selectable magnetic driver, 24" 2-way harness with CSK switch, and screws (35K, 40K, 50K)



Color Selectable Switch with Magnetic Back (Retail Packs Only)

Tool-free wattage selectable switch on driver.

APPLICATIONS

Magnilumen Plus is the perfect upgrade option where energy savings and lighting efficiency is key in applications like hospitals, schools, office buildings, car dealerships, correctional facilities, showrooms, retail stores and any structure looking for a brighter and crisper lighting scene.



TROFFER

SURFACE MOUNT

CHANNEL LIGHTS

VAPOR TIGHTS

HIGH BAYS

DIRECT & INDIRECT

COVE LIGHTING

EM Backup

INDOOR SIGNAGE

RETAIL DISPLAY

EXPLOSION PROOF

TASK LIGHTING

DRIVER WATTAGE POWER SELECTABLE OPTIONS

Wattage selectable options allow the end user to adjust lumen output to their specific needs.

DEFAULT WATTAGE	WATTAGE POWER SELECTABLE OPTIONS
20W	8W, 10W, 14W, 16W, 18W, 20W, 22W
30W	10W, 16W, 20W, 24W, 28W, 30W, 32W
40W	24W, 28W, 30W, 32W, 38W, 40W, 42W
50W	25W, 30W, 38W, 40W, 45W, 50W, 52W
60W	40W, 45W, 50W, 55W, 57W, 60W, 62W
100W	65W, 70W, 75W, 85W, 90W, 95W, 100W



Tool-free
Wattage
Selectable
Switch (red
switch)

• Setting info on driver and website.

LUMENS COMPARISON WITH MAGNILUMEN PLUS

You can now choose a lower wattage driver to get the same lumen output as the first generation of Magnilumen

WATTAGES	LUMENS WITH DIFFUSER (150 LM/W)		WATTAGES	LUMENS WITHOUT DIFFUSER (180 LM/W)	
	MAGNILUMEN PLUS	SUGGESTED FIXTURE		MAGNILUMEN PLUS	SUGGESTED FIXTURE
8W	1,200	2'x2'	8W	1,440	2'x2'
10W	1,500				
14W	2,100				
16W	2,400				
18W	2,700				
20W	3,000				
22W	3,300				
24W	3,600				
25W	3,750				
28W	4,200				
30W	4,500				
32W	4,800	2'x4' (8-10')	32W	5,760	2'x4' (8-10')
34W	5,100				
35W	5,250				
38W	5,700				
40W	6,000	2'x4' (10' and above)	40W	7,200	2'x4' (10' and above)
42W	6,300				
45W	6,750				
47W	7,050				
50W	7,500	Low Bay	50W	9,000	Low Bay
52W	7,800				
55W	8,250				
57W	8,550				
60W	9,000	Mid-Bay	60W	10,800	Mid-Bay
62W	9,300				
65W	9,750				
70W	10,500				
75W	11,250				
85W	12,750				
90W	13,500				
95W	14,250				
100W	15,000	High Bay	100W	18,000	High Bay

These are suggested lumen fixture packages based upon photometrics and manufacturers experience.

Vital decisions may vary based on actual criteria.

PART NUMBER BREAKDOWN

Full part number document available at www.magnilumenplus.com

JOB PACKS

MRK2430-40K-PLUS

Magnilumen Retrofit Kit	Number of Strips Options: 1, 2, 3, 4	Length of Strips in Feet Options: 2, 3, 4	Wattage Options (selectable): 20, 30, 40, 50, 60, 100	Color Temperature Options: 30K, 35K, 40K, 50K, 65K, Green, Blue, Yellow, Orange, Red	PLUS for Magnilumen
----------------------------	---	--	---	--	------------------------



RETAIL PACKS

For electrical distributor's counter area retail display.

MRK2430-CSK-PLUS-RP

Magnilumen Retrofit Kit	Number of Strips Options: 2, 3, 4	Length of Strips in Feet Options: 2, 3, 4	Wattage Options (selectable): 20, 30, 40, 50, 60, 100	Color Temperature Options: CSK	PLUS for Magnilumen Plus	RP when ordering retail pack.
----------------------------	--------------------------------------	--	---	-----------------------------------	--------------------------------	----------------------------------



THE COMPONENTS


Removable Diffuser Lens



- Frosted (standard)
- Clear (special order)
- None (special order)
- 150 lm/W with frosted diffuser
- 180 lm/W without frosted diffuser
- V in: 100-277VAC
- Freq: 50-60Hz
- I in: .04-.42A
- V out: 27-42VDC
- PF: >.9

“Plug & Play” 2-Way wiring harness with quick connect.

Standard Driver



PLUG & PLAY HARNESSSES

Harness-1-way Connects 1 LED board to 1 driver.
Lead from driver connection to splitter: 11.00”; *1 board lead: 11.75”*

Harness-1-way-Ext-8 Connects 1 LED board to 1 driver, has 8 ft extension on driver end.

Harness-1-way-Ext-16 Connects 1 LED board to 1 driver, has 16 ft extension on driver end.

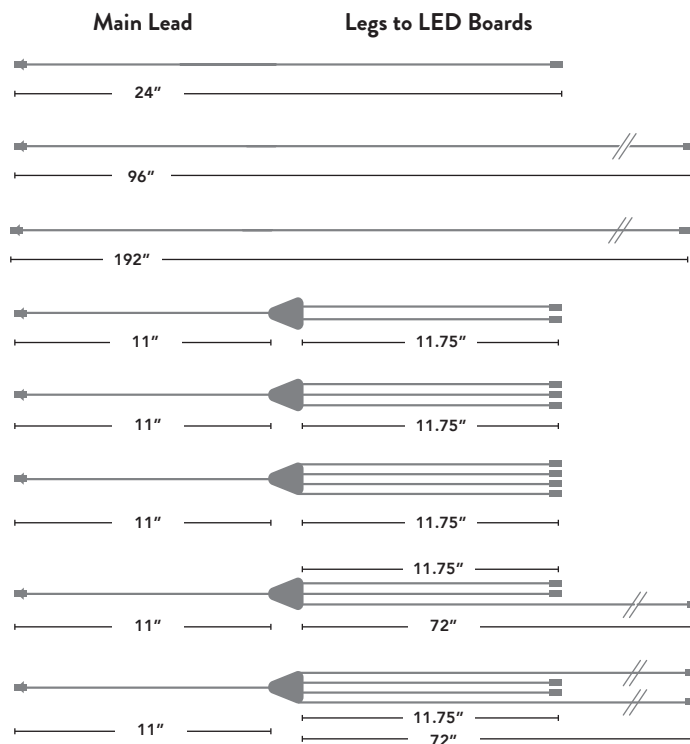
Harness-2-way Connects 2 boards to 1 driver (Standard)
Lead from driver connection to splitter: 11.00”; *2 board leads: each 11.75”*

Harness-3-way Connects 3 boards to 1 driver
Lead from driver connection to splitter: 11.00”; *3 board leads: each 11.75”*

Harness-4-way Connects 4 led boards to 1 driver
Lead from driver connection to splitter: 11.00”; *4 board leads: each 11.75”*

Harness-3-way-Ext (Special Order) Connects 3 boards to 1 driver, has 6 ft extension on driver end. *Lead from driver connection to splitter: 11.00”*; *2 board leads: each 11.75”*, *1 board lead: 72.00”*

Harness-4-way-Ext (Special Order) Connects 4 boards to 1 driver, 2 leads have has 6 ft extension. *Lead from driver connection to splitter: 11.00”*; *2 board leads: each 11.75”*, *2 board leads: each 72.00”*



MAGNILUMEN PLUS⁺ IS THE PERFECT LED RETROFIT SOLUTION FOR 4FT. AND 8FT. INDUSTRIAL CHANNEL FIXTURES AND VAPOR TIGHTS.



8ft. T8, T12 or HO industrial channel replacement systems.

HOW IT'S DONE

8-12ft. Height Replacement - Suggested Quantity

- 1-MRK2430-XXK-PLUS: 4,500 - 4,800 lumens with frosted diffusers
- Total System Wattages: Tune to 30-32W

15ft. Height Replacement - Suggested Quantity

- 1-MRK2440-XXK-PLUS: 6,000 lumens with frosted diffusers
- Total System Wattages: Tune to 40-42W

17-20ft. Height Replacement - Suggested Quantity

- 2-MRK2450-XXK-PLUS: 12,600 lumens with frosted diffusers
- Total System Wattages: Tune to 70-75W

20-25ft. Height Replacement - Suggested Quantity

- 1-MRK44100-XXK-PLUS: 18,000 lumens with frosted diffusers
- Total System Wattages: 100W



- You can replace any two lamps, 4ft. or 8ft. T8 with any of the above systems using the suggested kit or kits for the fixture height.
- To replace HO fluorescent tubes of 110 watts each at the above fixture heights, use kits equaling 40% of the wattage being used and increase MRK kit wattage as fixture height increases.
- For T5 lamps use approximately 40% of total existing T5 wattage HO or regular.
- Diffusers reduce lumens by 15% (easily removed or clear is an option)
- For vapor tight fixtures that are 4ft. and 8ft., use above specs while always removing the Magnilumen Plus diffusers.
- A completely new ballast cover with kits pre-installed are available for most 4ft. and 8ft. fixtures, to give the channel fixture a new look.
- New industrial channel fixtures with unique lighting features to spread the light both downward and side to side are available.

DISTRIBUTOR DISPLAY OPPORTUNITIES

Floor Pop Display - Less than 2' x 2' footprint



ALL RETROFIT KITS INCLUDE

- 2 LED Boards
- Adjustable Driver for Multiple On-Board Wattage
- CSK Magnetic Mounted Switch for 35K, 40K, 50K
- Mounting Screws

Part #: **MAG-POP-DISPLAY**

GRAB & GO FOR CONTRACTORS

Holds 20 piece 4' kits and 10 piece 2' kits, available with retail packaged kits only.

Standard Kits: MRK2220-CSK, MRK2440-CSK

Other Wattage Kits Available: MRK2440-CSK, MRK2420-CSK, MRK2450-CSK

Mix & Match Kelvin Temps.



DISTRIBUTOR WORKING DISPLAY OPPORTUNITIES

Working 4' Display - Includes 4" x 9" Rack & Holder



Part #: **MAG-LIT-DISPLAY**



20-B Roland Avenue, Mount Laurel, NJ 08054
 zled-lighting.com • (800) 679-9243 • sales@zled-lighting.com

© 2021 ZLED Lighting. All rights reserved.

